



URBAN POT  
 USA & CANADA  
 TOLL FREE: 1-833-723-1300  
 EMAIL: info@urbanpot.com  
 www.urbanpot.com

## STANDARD ALUMINUM PLANTERS

MATERIAL : ALUMINUM 5052H32

THICKNESS : 1/8"

COLOR : Pure snow, Midnight Black, Misty Grey, Eclipse Grey, Pewter, Nut Terra, Copper Earth, Smoky Quartz

SHAPE : SQUARE, RECTANGLE, ROUND

TOP LIP : 1" to 2"

OPTIONS : Drainage holes : Yes / No - Toe Kick



Pure Snow



Midnight Black



Misty Grey



Eclipse Grey



Pewter



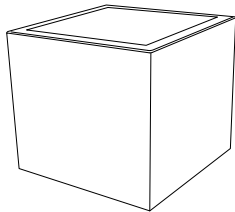
Nut Terra



Copper Earth



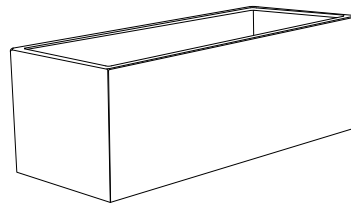
Smoky Quartz



### CUBE

Format (Length x width x height)

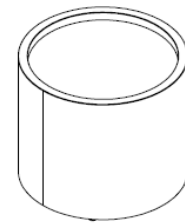
- UPCUBE16: 16 x 16 x 16"
- UPCUBE20: 20 x 20 x 20"
- UPCUBE24: 24 x 24 x 24"
- UPCUBE36: 36 x 36 x 36"
- UPCUBE48: 48 x 48 x 48"



### RECTANGLE

Format (Length x width x height):

- UPRECT482424 : 48 x 24 x 24"
- UPRECT722424 : 72 x 24 x 24"
- UPRECT962424 : 96 x 24 x 24"
- UPRECT722436 : 72 x 24 x 36"
- UPRECT723636 : 72 x 36 x 36"
- UPRECT964836 : 96 x 48 x 36"
- UPRECT482442 : 48 x 24 x 42"
- UPRECT722442 : 72 x 24 x 42"
- UPRECT964842 : 96 x 48 x 42"



### CYLINDER

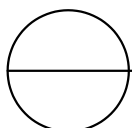
Format (Length x width x height):

- UPRCYL2418 : dia 24 x 18"
- UPRCYL2424 : dia 24 x 24"
- UPRCYL3632 : dia 36 x 32"
- UPRCYL3636 : dia 36 x 36"
- UPRCYL4842 : dia 48 x 42"

ALL DIMENSIONS AND COLORS CUSTOMIZABLE TO SUIT DESIGN

### NOTES:

1. THIS DRAWING IS INTENDED FOR USE BY ARCHITECTS, ENGINEERS, CONTRACTORS, CONSULTANTS AND DESIGN PROFESSIONALS FOR PLANNING PURPOSES ONLY. THIS DRAWING MAY NOT BE USED FOR CONSTRUCTION.
2. ALL INFORMATION CONTAINED HEREIN WAS CURRENT AT THE TIME OF DEVELOPMENT BUT MUST BE REVIEWED AND APPROVED BY THE PRODUCT MANUFACTURER TO BE CONSIDERED ACCURATE.



## STANDARD ALUMINUM PLANTERS